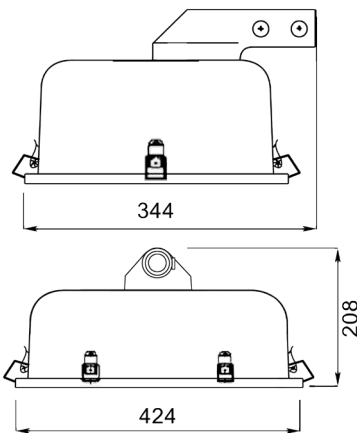


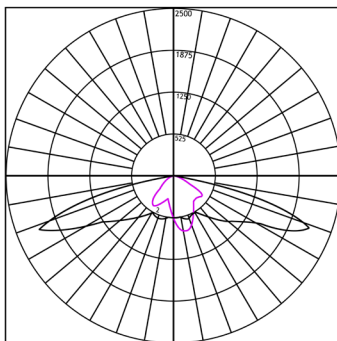


**5 Year Warranty**



### POLAR CURVE

INLP40S75N




Maximum Candela = 4510

Located At Horizontal Angle=80, Vertical Angle=70

# 1 - Vertical Plane Through Horizontal Angles(90-270)

# 2 - Vertical Plane Through Horizontal Angles(180-0)

### SPECIFICATIONS

- 316 Stainless steel housing
- Corrosion resistant
- Rated to IP66
- Vossloh LED's and Driver 
- Wattage: 40W
- Instant ON/OFF switch
- Supply voltage: 220V-240V
- Clear Diffuser

### DIMENSIONS

- 208mm(H) x 424mm(W) x 344mm(D)
- Weight: 5KG

### OPTIONS

- Pole mounted or surface mounted
- Spacing: 6 metre or 12 metre
- Lens: diffused or flat glass
- Colour: 3000K or 5000K
- 3 hours auxiliary lighting in the event of power failure